

---

# 2018-19 RESIDENTIAL WASTE MANAGEMENT UTILITY PRICE BENCHMARKING REPORT

LARGE QUEENSLAND SERVICE PROVIDERS



---

[aecgrouppltd.com](http://aecgrouppltd.com)

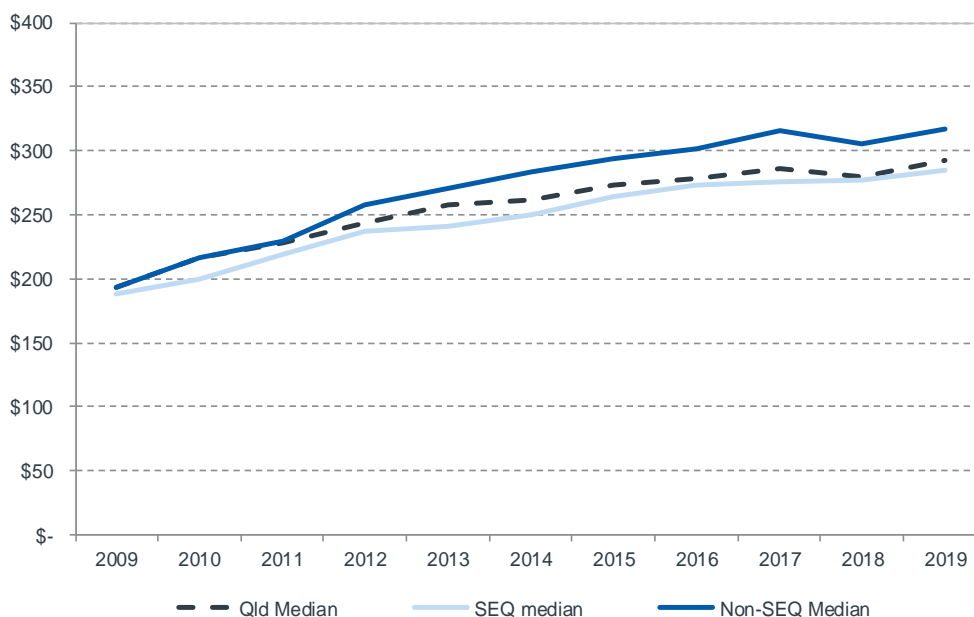
## OUTCOMES SUMMARY

AEC is an industry leader in the waste sector. We have a purpose-built, strategic waste management financial model that ensures best practice cost recovery and pricing. If you require assistance regarding cost recovery and/or charging structures, please don't hesitate to contact:

**Gavin O'Donovan, Director – Strategic Finance**  
 (07) 3831 0577, [gavin.odonovan@aecgrouppltd.com](mailto:gavin.odonovan@aecgrouppltd.com)

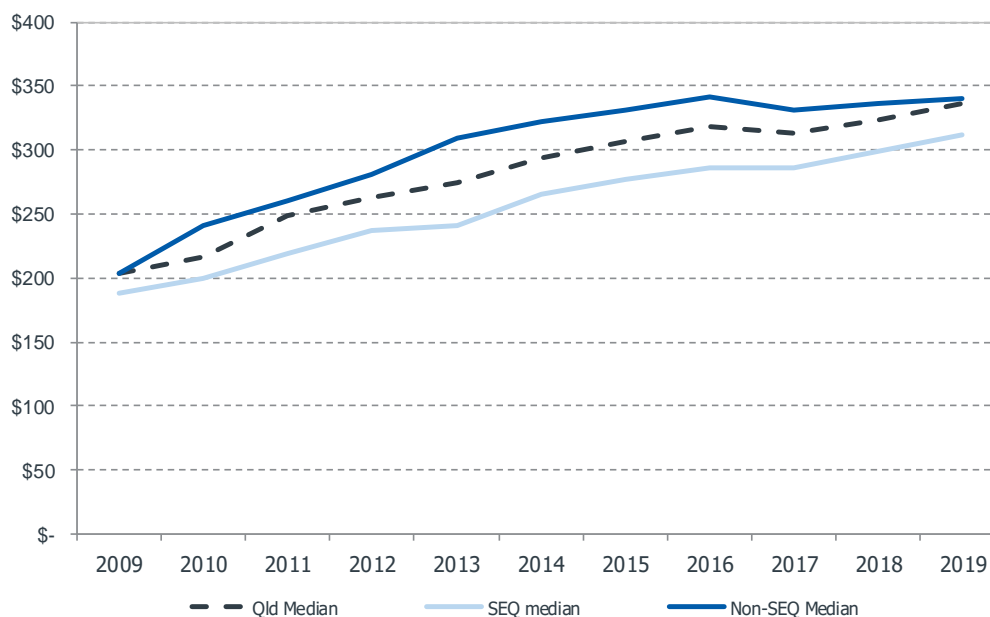
The Queensland median residential waste collection utility charge for large Councils in 2018-19 is \$291.93, 4.3% higher than the prior year with the charge higher in non-SEQ than SEQ by \$31. Including other separate rates/utility charges relating to waste management, the median charge is \$336.50, 4.2% higher than the prior year with the charge higher in non-SEQ than SEQ by \$29.

### Median Residential Waste Collection Service Utility Charge over Time, 2008-09 to 2018-19



Source: AEC

### Median Residential Total Waste Management Charge over Time, 2008-09 to 2018-19



Source: AEC

# TABLE OF CONTENTS

---

<b>OUTCOMES SUMMARY .....</b>	<b>I</b>
<b>TABLE OF CONTENTS .....</b>	<b>II</b>
<b>RESIDENTIAL WASTE MANAGEMENT UTILITY AND OTHER CHARGES .....</b>	<b>1</b>
<b>COMPARISON OF RESIDENTIAL WASTE COLLECTION SERVICE UTILITY CHARGES .....</b>	<b>5</b>
<b>COMPARISON OF TOTAL RESIDENTIAL WASTE MANAGEMENT UTILITY AND OTHER CHARGES .....</b>	<b>7</b>

## RESIDENTIAL WASTE MANAGEMENT UTILITY AND OTHER CHARGES

The following table details the waste management utility and other charges levied in 2018-19 by large Queensland Councils on a normal residential property.

### Waste Residential Price Benchmarking for Large Service Providers in Queensland

Council	Properties – Collection Service Area				Properties – Outside Collection Service Area				Notes
	Collection Service Charge	Discount	Other Charge/Levy	Discount	Utility Charge	Discount	Separate or Special Charge	Discount	
<b>SOUTH-EAST QUEENSLAND (SEQ)<sup>(a)</sup></b>									
Brisbane	\$334.00	0%	0.0135 cents in the dollar UCV (min. \$35.80) on all rateable properties  <b>Separate Rate</b>	0%	Nil	n.a.	0.0135 cents in the dollar UCV (min. \$35.80) on all rateable properties  <b>Separate Rate</b>	0%	<ul style="list-style-type: none"> <li>* Collection service includes a weekly general refuse service (120L, 140L or 240L) and a fortnightly recycling service (240L or 340L, with a \$30.00 establishment fee if 340L is requested)</li> <li>* The charge levied on Moreton Island properties is higher at \$423.44</li> <li>* An Environmental Management and Compliance Levy is levied on all rateable land in addition to the collection service charge to cover costs associated with the protection and enhancement of the natural environment (including landfill issues) and in meeting its requirements under the EPA Act 1994 – only a portion of the revenue collected from this levy is applied to fund waste management activities, with the remainder being applied to fund environmental initiatives</li> <li>* The charge is levied on a differential basis by rate category and is calculated by applying a rate in the dollar UCV (subject to a minimum annual charge)</li> <li>* Optional fortnightly kerbside green waste bin collection services apply at a cost of \$83.92 (after an initial \$30.00 establishment fee)</li> </ul>
Gold Coast	\$280.30	0%	Nil	n.a.	Nil	n.a.	Nil	n.a.	<ul style="list-style-type: none"> <li>* Collection service includes a weekly general refuse service (80L, 140L, 240L or 360L) and a fortnightly recycling service (240L or 360L), excluding South Stradbroke Island where no recycling service is offered but the same charge is levied</li> <li>* Where a 360L combined service is provided, the charge is \$475.94</li> <li>* An optional fortnightly 240L green waste service is available for \$53.04</li> <li>* Collection service charge includes a contribution to the management and operation of waste facilities</li> </ul>
Ipswich	\$361.00	0%	Nil	n.a.	Nil	n.a.	Nil	n.a.	<ul style="list-style-type: none"> <li>* Collection service includes a weekly general refuse service (240L) and a fortnightly recycling service (240L)</li> <li>* Optional fortnightly kerbside green waste bin collection services (240L or 360L) are available at a cost of \$75.00</li> </ul>
Lockyer Valley	\$277.00	5%	\$157.00 per assessment  <b>Utility Charge</b>	0%	\$157.00 per assessment  <b>Utility Charge</b>	0%	Nil	n.a.	<ul style="list-style-type: none"> <li>* Collection service includes a weekly general refuse service (240L) and a fortnightly recycling service (240L)</li> <li>* A Waste Management (Utility) Charge of \$157.00 is levied on all rateable land to fund recurrent and capital expenditure and the administration costs associated with the provision, improvement and management of Council's waste management facilities</li> </ul>
Logan	\$287.00	5%	Nil	n.a.	Nil	n.a.	Nil	n.a.	<ul style="list-style-type: none"> <li>* Standard collection service includes a weekly general reuse service (240L) and fortnightly recycling service (140L or 240L)</li> <li>* Properties requiring only a 140L general refuse service benefit from a reduced charge of \$272.00</li> </ul>

Council	Properties – Collection Service Area				Properties – Outside Collection Service Area				Notes
	Collection Service Charge	Discount	Other Charge/Levy	Discount	Utility Charge	Discount	Separate or Special Charge	Discount	
Moreton Bay	\$237.00	0%	Nil	n.a.	Nil	n.a.	\$107.00 per residential property  <b>Special Charge</b>	0%	* Collection service includes a weekly general refuse service (240L) and a fortnightly recycling service (240L) * Properties requiring only a 120L general refuse service benefit from a reduced charge of \$219.00 * A Rural Recycling and Waste Management Special Charge of \$107.00 is levied on residential properties not receiving a collection service to help fund the cost associated with the availability and management of recycling and waste disposal facilities (commercial premises are also levied a special charge)
Noosa	\$280.00	0%	Nil	n.a.	Nil	n.a.	Nil	n.a.	* For those outside of mandated garden waste collection areas, the collection service includes a weekly general refuse service (240L) and a fortnightly recycling service (240L) * An optional fortnightly 240L garden waste bin service is available for \$50.00 (360L for \$75.00) * For those in mandated garden waste collection areas, the collection service includes a weekly general refuse service (240L), a fortnightly recycling service (240L) and a fortnightly garden waste service (240L) – the cost of this service is \$330.00 * 360L general refuse bins can be substituted for an additional \$80.00 * 360L recycling bins can be substituted for an additional \$30.00 * 360L garden waste bins can be substituted for an additional \$25.00
Redland	\$387.40	0%	\$43.88 per lot  <b>Separate Charge</b>	0%	Nil	n.a.	\$43.88 per lot  <b>Separate Charge</b>	0%	* Standard collection service includes a weekly general refuse service (240L) and a fortnightly recycling service (240L) * Bay Islands features a higher charge of \$409.40, and is deemed to be the service area that includes Southern Moreton Bay Islands, North Stradbroke Island and Coochiemudlo Island * A number of different bin configurations can be selected, e.g. a 140L general refuse service features a reduced charge of \$324.40 for Mainland and \$384.40 for Bay Islands * A Landfill Remediation Separate Charge of \$43.88 per lot is charged to ensure long term funding for the remediation of all closed landfills to manage financial, safety and environmental risks to meet statutory requirements and wider community benefit. * Optional fortnightly kerbside green waste bin collection services are available at a cost of \$59.60
Scenic Rim	\$361.00	0%	Nil	n.a.	\$130.00 per improved property  <b>Utility Charge</b>	0%	Nil	n.a.	* Collection service includes a weekly general refuse service (240L) and a fortnightly recycling service (240L) * A Waste Disposal Utility Charge of \$130.00 is levied on residential and rural properties which have improvements that do not receive a Council kerbside waste and recyclables collection or Council bulk bin service to fund recurrent and capital expenditure and administration costs associated with the ongoing operation, maintenance and upgrading of Council's waste management facilities

Council	Properties – Collection Service Area				Properties – Outside Collection Service Area				Notes
	Collection Service Charge	Discount	Other Charge/Levy	Discount	Utility Charge	Discount	Separate or Special Charge	Discount	
Sunshine Coast	\$290.00	0%	Nil	n.a.	\$128.00 per assessment excluding vacant land  <b>Utility Charge</b>	0%	Nil	n.a.	<ul style="list-style-type: none"> <li>* Standard collection service includes a weekly general refuse service (240L) and a fortnightly recycling service (240L or 360L)</li> <li>* The charge reduces to \$252.50 where a 140L general refuse bin exists</li> <li>* Optional fortnightly kerbside green waste bin collection services apply across the region at a cost of \$60.00</li> <li>* A Waste Management Facility Charge of \$128.00 per annum is levied on all rateable properties (excluding vacant land) not levied a waste collection utility charge</li> <li>* Properties located in the Maroochydore City Centre Priority Development Area are levied a different waste charge of \$137.50 for 1-bedroom residences and \$146.00 for 2+ bedroom residences</li> </ul>
<b>OTHER QUEENSLAND</b>									
Bundaberg	\$342.00	0%	Nil	n.a.	Nil	n.a.	Nil	n.a.	* Collection service includes a weekly general refuse service (240L) and a fortnightly recycling service (240L)
Cairns	\$375.64	0%	Nil	n.a.	\$187.82 per property (Sth Woolanmaroo Reserve and Russell Head Reserve East Russell)  <b>Utility Charge</b>	0%	Nil	n.a.	<ul style="list-style-type: none"> <li>* Collection service includes a weekly general refuse service and a fortnightly recycling service</li> <li>* A cleansing minimum charge of \$187.82 is levied on all rateable properties in South Woolanmaroo Reserve and Russell Head Reserve East Russell where those ratepayers have signed an agreement for Council to remove household refuse from an agreed location</li> </ul>
Fraser Coast	\$339.00	0%	Nil	0%	Nil	n.a.	\$99.00 per separate parcel of rateable land  <b>Separate Charge</b>  PLUS  \$339.00 (Fraser Island only)  <b>Special Charge</b>	0%          10%	<ul style="list-style-type: none"> <li>* Standard collection service includes a weekly general refuse service (240L) and a fortnightly recycling service (240L)</li> <li>* A Fraser Island Garbage Levy of \$339.00 is applied to properties on Fraser Island</li> <li>* The Waste Management Levy of \$99.00 is included in the collection service charge and is only separately levied on properties who do not receive a bin service (e.g. rural residential properties and vacant urban properties) to help fund the ongoing waste reform process</li> </ul>
Gladstone	\$326.50	10%	Nil	n.a.	Nil	n.a.	Nil	n.a.	* Standard collection service includes a weekly general refuse service (240L) and a fortnightly recycling service (240L)
Gympie	\$287.00	0%	Nil	n.a.	Nil	n.a.	Nil	n.a.	<ul style="list-style-type: none"> <li>* Collection service includes a weekly general refuse service (240L) and a fortnightly recycling service (240L)</li> <li>* The charge reduces to \$250.10 for a 140L general refuse bin</li> <li>* Properties in the Rainbow Beach township are levied a collection charge of \$353.20 (or \$300.30 for a 140L general refuse bin)</li> </ul>

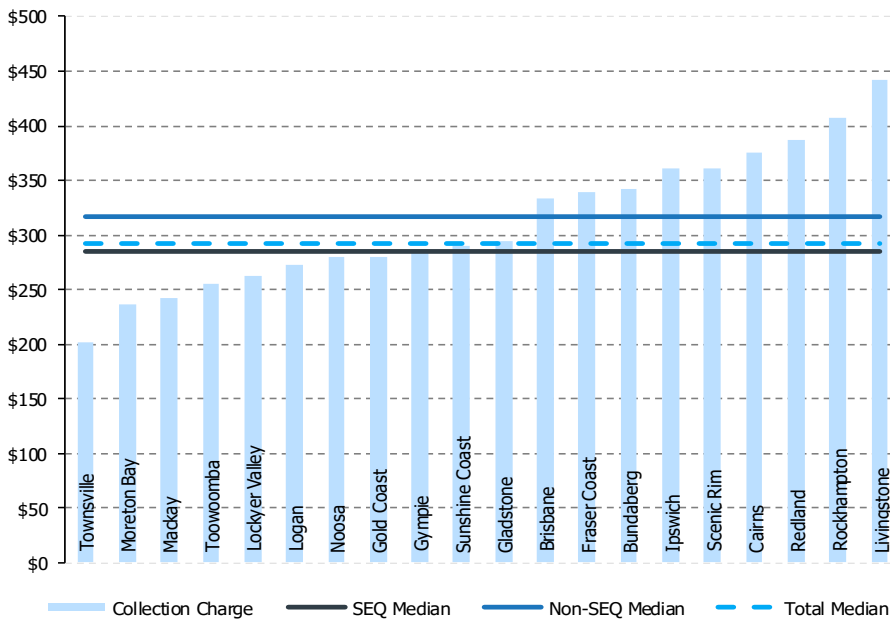
Council	Properties – Collection Service Area				Properties – Outside Collection Service Area				Notes
	Collection Service Charge	Discount	Other Charge/Levy	Discount	Utility Charge	Discount	Separate or Special Charge	Discount	
Livingstone	\$491.00	10%	\$65.00 per rateable assessment  <b>Separate Charge</b>	0%	Nil	n.a.	\$65.00 per rateable assessment  <b>Separate Charge</b>	0%	* Collection service includes a weekly general refuse service and a fortnightly recycling service (excluding Great Keppel Island and Ogmore) * Great Keppel Island properties are levied a higher charge of \$600.00 * Ogmore properties are provided a fortnightly general refuse only service for \$243.00 * A Natural Environment Separate Charge of \$65.00 per annum is levied per rateable assessment for the purpose of defraying part of the cost of formulating and implementing environmental initiatives including waste management initiatives
Mackay	\$268.50	10%	\$153.30 per rateable assessment  <b>Utility Charge</b>	0%	\$153.30 per rateable assessment  <b>Utility Charge</b>	0%	Nil	n.a.	* Standard collection service includes a weekly general refuse service (240L) and a fortnightly recycling service (240L) * A Waste Facilities Operations Charge of \$153.30 is levied as a utility charge to help offset the residual cost involved in providing waste management facilities not recouped from user charges, as well as help meet public expectations in matters of disposal of refuse that affect public health and visual amenity
Rockhampton	\$452.00	10%	\$50.00 per rateable assessment  <b>Separate Charge</b>	0%	Nil	n.a.	\$50.00 per rateable assessment  <b>Separate Charge</b>	0%	* Collection service includes a weekly general refuse service (240L) and a fortnightly recycling service (240L) * A Natural Environment Separate Charge of \$50.00 is levied on each rateable assessment to help fund the cost of environmental projects, including various waste management initiatives contributing to environmental outcomes
Toowoomba	\$255.04	0%	\$63.86 per rateable assessment  <b>Separate Charge</b>	0%	\$64.08 per rateable assessment  <b>Utility Charge</b>	0%	\$63.86 per rateable assessment  <b>Separate Charge</b>	0%	* Collection service includes a weekly general refuse service (240L) and a fortnightly recycling service (240L) * An optional green waste service exists in the Toowoomba District area only at a cost of \$42.78 * A mandatory Waste Management Facility charge of \$64.08 is levied on all assessments where no collection charges are applied * An Environmental Levy of \$63.86 per rateable assessment is levied for the purposes of implementation of the Waste Management Strategic Plan which includes the consolidation, rationalisation and improvements to Council's waste management facilities and rehabilitation of closed landfill sites
Townsville	\$202.00	0%	\$40.00 per assessment excluding vacant land  <b>Utility Charge</b>	0%	\$40.00 per assessment excluding vacant land  <b>Utility Charge</b>	0%	Nil	n.a.	* Standard collection service includes a weekly general refuse service (240L) and a fortnightly recycling service (240L) * A higher charge of \$228.00 is levied if the recycling service is increased to 360L * A reduced charge of \$194.00 is levied if the general refuse service is reduced to 140L (\$220.00 with 360L recycling service) * A 240L general refuse only service is provided to properties in the Paluma area for \$144.00 (\$136.00 for 140L) * A Waste Management Levy of \$40.00 is levied for the provision of one hard rubbish collection per eligible property and access to free green waste disposal at Council's waste facilities

Source: AEC, assorted service providers Notes: (a) The same classifications as that adopted for water (i.e. SEQ Water Grid versus Other Queensland) are retained for waste management charging for consistency.

# COMPARISON OF RESIDENTIAL WASTE COLLECTION SERVICE UTILITY CHARGES

The graph below compares annual residential waste collection service utility charges net of any applicable discount, selecting the main area/s of service provision within each region. (Note that this comparison excludes the impact from any separate charges or levies that may also apply.) The industry median charge is \$291.93, an increase of 4.3% on the prior year median of \$280.00.

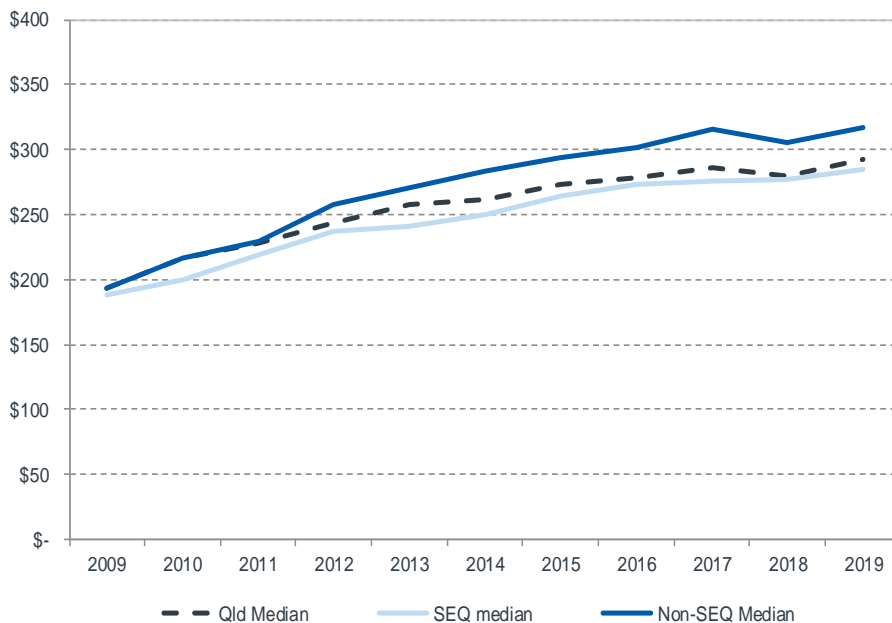
**Median Residential Waste Collection Service Utility Charge (net of discount), 2018-19**



Source: AEC.

The non-SEQ median charge is presently \$31 higher than the median SEQ charge, with the differential remaining reasonably consistent over the past five years and reflective of the reduced economies of scale in collection.

**Median Residential Waste Collection Service Utility Charge over Time, 2008-09 to 2018-19**

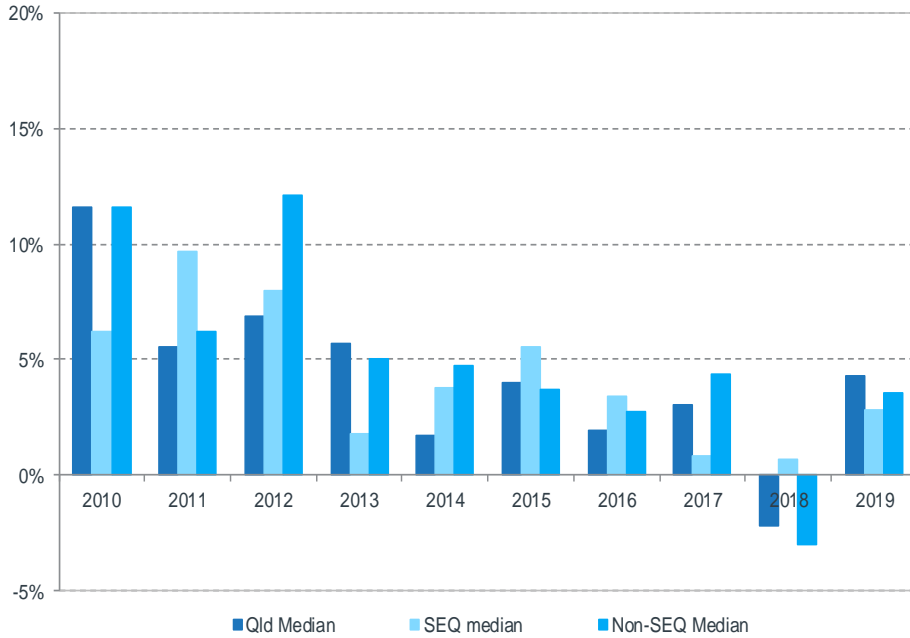


Source: AEC.



The following graph provides a summary of annual percentage increases in SEQ and non-SEQ median residential waste collection service utility charges over time. Collection service charges have moderated in recent times after quite significant increases were experienced in the years prior. It is possible that the collapse in the recyclables market will flow through to larger increases in 2019/20.

**Change in Median Residential Waste Collection Service Utility Charge over Time, 2009-10 to 2018-19**

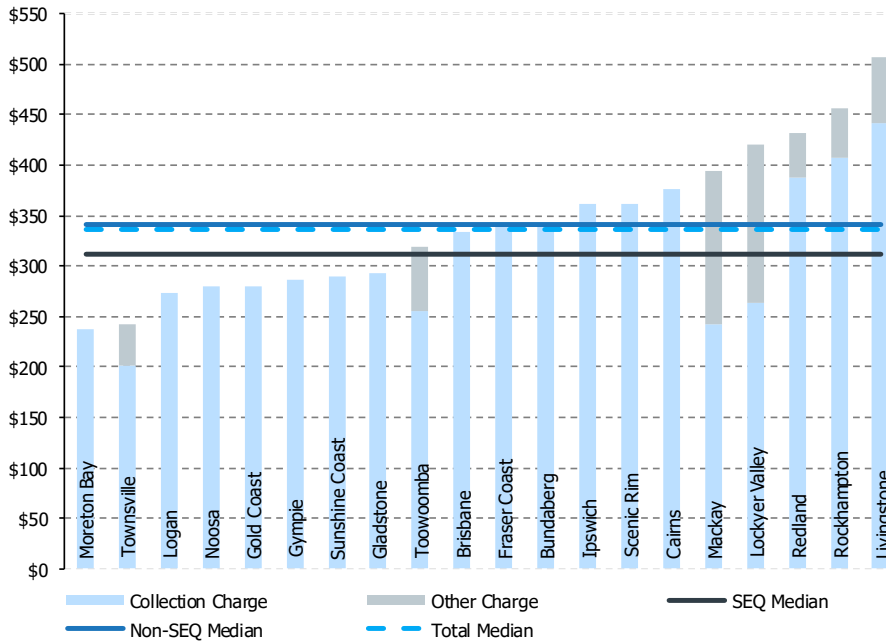


Source: AEC.

# COMPARISON OF TOTAL RESIDENTIAL WASTE MANAGEMENT UTILITY AND OTHER CHARGES

The graph below compares annual residential waste management utility and other charges (net of any relevant discount), selecting the main area/s of service provision within each region. The median charge of \$336.50 in 2018-19 is 4.2% higher than the prior year median of \$323.04.

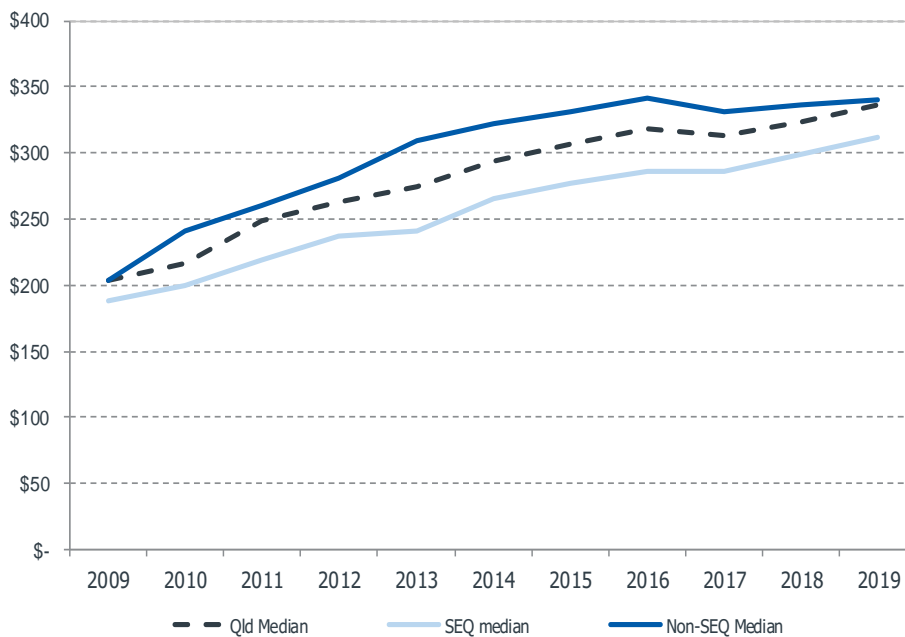
**Median Residential Total Waste Management Charge (net of discount), 2018-19**



Source: AEC. Note: Brisbane has an Environmental Management and Compliance Levy, but it has been excluded due to the methodology associated with the calculation of the levy (i.e. rate in the dollar calculation, only a proportion being allocated to waste management activities).

The median charge in non-SEQ areas is presently \$29 higher than in SEQ areas, with this differential having narrowed in recent years.

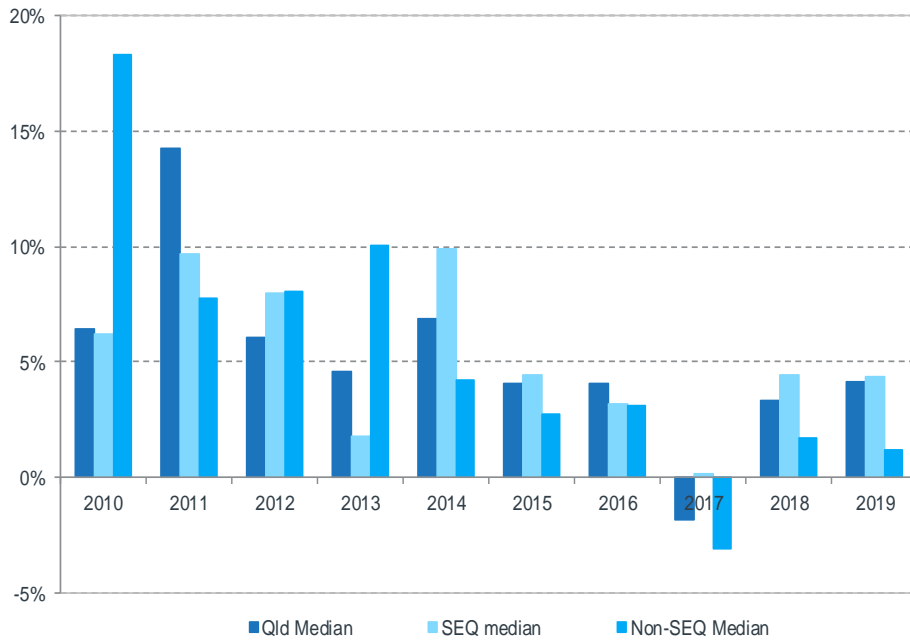
**Median Residential Total Waste Management Charge over Time, 2008-09 to 2018-19**



Source: AEC.

The following graph provides a summary of annual percentage increases in SEQ and non-SEQ median residential waste management charges over time. Waste management charges have moderated over the past five years after quite significant increases were experienced in the years prior.

**Increase in Median Total Waste Management Charge over Time, 2009-10 to 2018-19**



Source: AEC.

**BRISBANE**

Level 5, 131 Leichhardt Street  
Spring Hill QLD 4000  
Australia  
T: +61 (0)7 3831 0577

**MELBOURNE**

Level 13, 200 Queen Street  
Melbourne VIC 3000  
Australia  
T: +61 (0)3 8648 6586

**SYDNEY**

Level 14, 25 Bligh Street,  
Sydney NSW 2000  
Australia  
T: +61 (0) 2 9283 8400

**BANGKOK**

2024/129-130 Sukhumvit 50  
Prakanong Klongtoey,  
Bangkok, Thailand 10260  
T: +66 2 107 0189

**DARWIN**

Level 1, 48-50 Smith Street  
Darwin NT 0800  
Australia  
T: 1300 799 343

**PERTH**

Level 2, 580 Hay Street  
Perth WA 6000  
Australia  
T: +61 (0) 8 6555 4940

**TOWNSVILLE**

233 Flinders Street East  
Townsville QLD 4810  
Australia  
T: +61 (0)7 4771 5550

**SHANGHAI**

46F Hongkong New World Tower  
300 Huahai Road Central  
200021 China  
T: +8621 6135 2310

[aecgrouppltd.com](http://aecgrouppltd.com)

OUTCOME DRIVEN

